



"Blue Daze" Floor Lamp



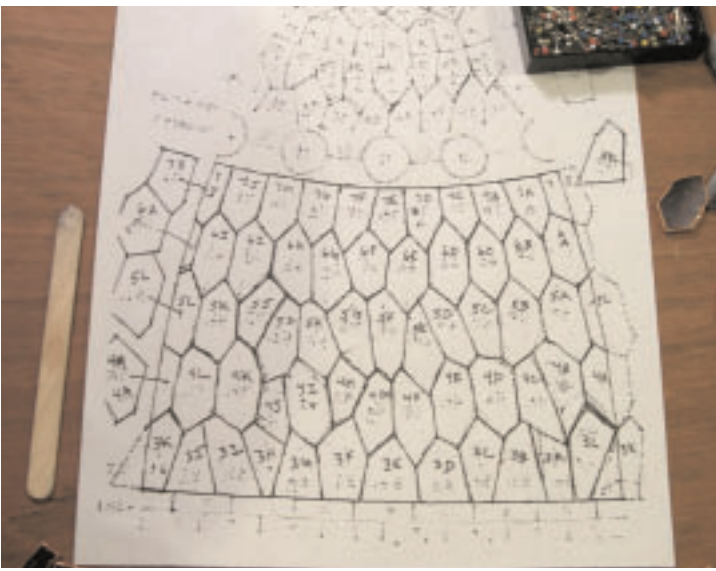
BASIC TOOLS OF THE TRADE:

1. Pattern cutting sheers
2. Glass Cutter
3. Running Pliers, breakers
4. 100w Soldering Iron
5. Glass Grinder


BASIC MATERIALS:

1. Flux, brush
2. Copper foil tape
3. 60/40 Solder
4. Patina
5. Cutting oil
6. Liquid wax
7. Cleaner
8. Glass





1. A design template is made and applied to a form;




This particular lamp form is a 3-piece sectional.



2. Pieces are traced and cut from sheets of glass.



3. All the edges are ground and shaped to fit.



4. Each piece is wrapped with copper foil tape and positioned on the form, held in place by pins.



5. Sections are soldered and joined together;
6. Lastly, a patina and wax finish is applied.